


INTRODUCING
datacolor 
SpectraVision

THE NEW STANDARD FOR UNMEASURABLE COLOR



COLOR
MANAGEMENT

REFASHIONED



Fast fashion and online retail are changing the textile apparel industry, putting more pressure on brands to improve speed to market by cutting production time and increasing operational efficiency.

Solid color makes up half of the textiles produced by brands. For these, digital measurement with a spectrophotometer is the industry standard. The other half, the so called “unmeasurables,” multi-colored and highly textured fabrics such as prints, laces, yarns, and trims, are still being evaluated visually. This manual process is unreliable, slow and costly.

AN EYE FOR DEFINITIVE COLOR ADVANTAGE

Meet the new standard for unmeasurable color management: SpectraVision. This industry-transforming technology from Datacolor gives brands an unmistakable advantage when navigating this fast-paced industry.



EFFICIENCY IS

ESSENTIAL


Embrace trends at the speed of fashion with SpectraVision. This innovation enables retailers and their suppliers to objectively measure and digitally communicate the color of materials that traditionally relied on subjective visual assessment. The solution eliminates human error to save costs, streamline workflows and dramatically reduce time from concept to consumer.



+



=



PRODUCES CONSISTENT, REPEATABLE RESULTS

- Removes subjectivity from color measurement
- Ensures uniform assessment throughout supply chain
- Compatible with existing standards

SAVES UP TO 50% OF COLOR APPROVAL PROCESS COSTS

- Decreases approval and review rounds
- Lowers shipment and maintenance cost by digitally storing color standards
- Reduces need for physical sample shipments

SHORTENS DEVELOPMENT & PRODUCTION PROCESSES BY WEEKS OR MONTHS

- Efficient color management of garment components or coordinating sets
- Allows for digital communication of colorimetric data
- Enables agile response to trends

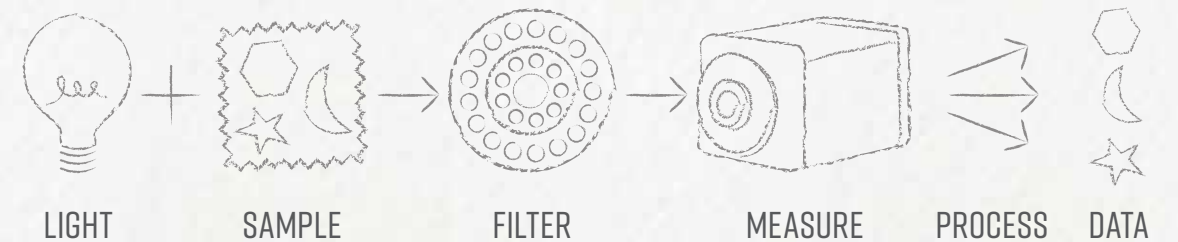


PUT SPECTRAVISION TO WORK

FOR YOU

SpectraVision's hardware component is a hyperspectral spectrophotometer — the most sophisticated of Datacolor's color measurement instruments. The technology ensures compatibility between solid and prints, as well as across garment components or product lines, guaranteeing consistency within and across supply chains, which is vital for creating a high-quality product while reducing costs and speeding up workflows.

HOW SPECTRAVISION WORKS



MEASURE

The device creates 31 digital images of swatches through 31 filters. These are used to create the reflectance curves for each color in the swatch. Colors within tolerance are grouped either automatically or manually to create color separations.

ASSESS

SpectraVision's software component, Tools SV, digitally mimics the current visual approval process for "unmeasurables" to create a familiar workflow enabling easy adoption.

Users can assess the captured data with a variety of features:

- Create color collections for ease of management
- Automatically separate colors for greater efficiency
- Hone assessments with quality parameters, including separation method adjustments, masking tools, border size and percent coverage

COMMUNICATE

Shareable files are created for each imaged color region. User-defined fields and other data can be exported for reporting.

TECHNICAL SPECIFICATIONS

HARDWARE

DESCRIPTION

Hardware	Proprietary hyperspectral imaging assembly with 31 narrow bands covering 400 to 700 nm. The imaging is with a scientific 90 db camera with a sCMOS sensor.
Measuring Geometry	Diffuse illumination, 8° viewing in conformance with CIE publication No. 15.2 Colorimetry.
Illumination Source	Pulsed xenon, filtered to provide D65 illumination including UV component.
Sphere	Diameter 152 mm / 6.0 inches, Barium coated
Specular Port	Automated specular included or specular excluded
Wavelength Range	400 – 700 nm
Photometric Range	0 to 200%
Reporting Interval	10 nm
Effective Bandwidth	5 nm
20 Read Repeatability on White Tile Using Two Flashes (CIELAB)	0.03 dE (max)
Inter-instrument Agreement— Reflectance Measurements* (CIE L*a*b*)	0.15 (avg)* 0.25 (max)*
Automated, adjustable UV Calibration	Yes
UV Cutoff Filters	400 nm; 420 nm; 460 nm
Aperture Configuration	Square. 25 mm illuminated / 22.7 mm viewed
Image Acquisition Time	35 sec
Image Resolution	821 by 821
Effective Pixel Size	27.6 micrometers
Sample Viewing Camera	Yes
Vertical Mount	No
Transmittance	No
Output	QTX2, Reflectance Hypercube
Operating Software	Tools 2.5, and SDK

Operating Environment	Temperature: 10°C to 35°C Recommended Temperature: 23°C +/- 2°C Maximum Relative Humidity: 20%-85% non-condensing Recommended Relative Humidity: 50% +/-15% non-condensing Altitude: Up to 2,000 meters Do not store above 140°F (60°C) Indoor Use Do not crush, short circuit, mutilate, reverse polarity, disassemble, or dispose. In fire, might cause burns or release toxic materials.
Input Power Requirements	Input Voltage: 100-240VAC Frequency: 50/60 Hz 150 VA Peak
Instrument Dimensions	L 19.9" (50.6 cm) front to back L 21.71" (55.14 cm) sample arm to back H 15.17" x W 12.3" (38.54 cm x 31.3 cm) Weight: 70 lbs (31.75kg)

SOFTWARE

DESCRIPTION

Processor	Intel i7 2 Cores / 8 MB Cache / 4.6 GHz
Memory RAM	64 GB
Hard Drive	4 TB SSD
Video Resolution	1920x1080 — size of text only 100% supported
DVD Drive	DVD Writer
Ports	Ethernet
Operating System	Windows 8 Pro or Enterprise, Windows 10 Pro or Enterprise
Authenticated Sybase Database, supplied with the system	Sybase 12.0.1 EBF 3994
Optional Textile Database upon request	Microsoft SQL Server 2018, 2012 / 2016 not supported

A VISION FOR COLOR.
A PASSION FOR DATA.

Get the full spectrum of possibilities for streamlining
textile solutions at datacolor.com/spectravision

datacolor 
SpectraVision